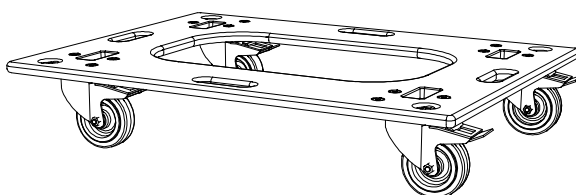


QDB18 | **Operating manual**



Introduction

Thank you for choosing a high-quality product “MADE IN GERMANY” from TWAUDIÖ.

The QDB18 dolly is an accessory for the B18, VERAS18 or VERAS32 loudspeaker.

This accessory set is characterized by a subtle look, a remarkable size to weight ratio and ease of use.

If you lend your product to another party, inform that party of the safety-related operating procedures and hand over this assembly guide. If you require additional copies of this manual, you can obtain them free of charge from TWAUDIÖ or download them from www.twaudio.de

Instructions in this user manual

Strictly adhere to the instructions contained in this operating manual that are marked as follows:



This symbol in combination with the signal word “Warning” identifies a potentially hazardous situation. Failure to comply with this safety instruction can lead to serious injury or even death.



This symbol in combination with the signal word “Caution” identifies a potentially hazardous situation. Failure to comply with this safety instruction can lead to light or moderate injury.



This symbol in combination with the signal word “Note” identifies a potentially hazardous situation. Failure to comply with this safety instruction can lead to product damage.



This symbol in combination with the signal word “Tip” identifies additional information or notes that will simplify working with TWAUDIÖ products on the basis of practical experience.

Notes on the products

**Read manual
before use!**

Before using the device, carefully read the operating manual and keep it with the QDB18 dolly.

General information

Operation manual: OM-QDB18

Version 1.0 en, 03/2019

© by TWAUDIÖ 2019; all rights reserved.

All information contained in this operating manual was correct to the best of our knowledge at the time of printing.

Quality warranties or assurance of suitability for a certain type of use based on the technical specifications, dimensions and weights are not granted by TWAUDIÖ.

TWAUDIÖ also shall not assume liability for any secondary damage (property damage and/or personal injury) nor for the failure to comply with this operating manual!

TWAUDIÖ reserves the right to update this document based on recent developments.

TWAUDIÖ GmbH
Osterholzallee 140
71636 Ludwigsburg
Germany

Phone : + 49 (0) 71 41-48 89 89 0
Fax: + 49 (0) 71 41-48 89 89 99
E-Mail: info@twaudio.de
WWW: www.twaudio.de

Content

1. Safety Intended use	5
2. Overview	6
2.1 Components	6
3. Technical specifications	7
3.1 Data sheet	7
4. Commissioning	8
4.1 Using QDB18 dolly with B18 or VERAS18 loudspeaker	8
4.2 Using QDB18 dolly with VERAS32 loudspeaker	10
5. Transport and Storage	12
6. CE Conformity Declaration	13
7. Disposal	13

1. Safety | Intended use

To avoid risks please observe the following safety instructions when using accessories.

The QDB18 dolly was developed for professional use in sound systems. The dolly may only be used by trained and qualified personnel.

Note the operating modes described in this operating manual. Other uses are not permissible.

Damage caused by improper use is not covered by TWAUDIO.



Before each use, check the integrity of the QDB18 dolly and ensure that all components are in perfect condition.



The QDB18 dolly may only be used with the B18, VERAS18 or VERAS32 loudspeaker.

These operating manual describe how to use the QDB18 dolly. Any other use shall be deemed improper and may result in damage or even injury.

Modifications or alterations to individual parts of the QDB18 dolly are not permitted! Danger to life!



The QDB18 is an accessory designed both for indoor and outdoor use.



The QDB18 dolly may only be used by trained and qualified personnel. Personnel must check the QDB18 for its full suitability before each use.



When visible damage to any part of the QDB18 dolly is detected, it must be decommissioned immediately.



When moving the QDB18 dolly, ensure full load-bearing capacity and stability of the substrate.

The QDB18 dolly is specified for a load of not more than four B18 or four VERAS18 or two VERAS32 loudspeaker. This load capacity must never be exceeded!



During movement (assembly or dismantling, transport to the place of use) of the QDB18 dolly with the B18, VERAS18 or VERAS32 loudspeaker, ensure sufficient space to prevent collisions with other objects.

2. Overview

2.1 Components

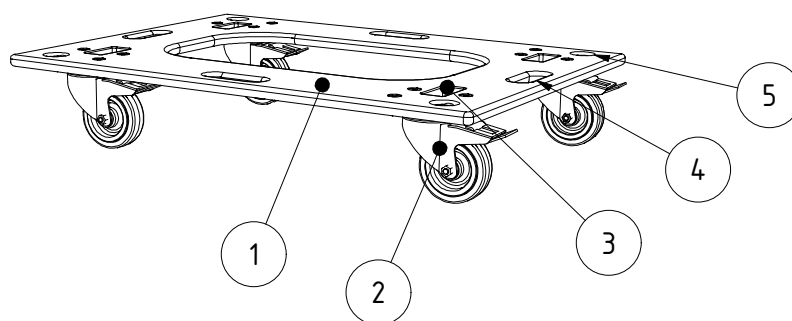


Figure 2.1 - Overview

1. Dolly - Surface Warnex textured paint
2. 100mm castor with stopper (4 pieces)
3. Recesses for stacking the dollys (4 pieces)
4. Handles (4 pieces)
5. Milling for rubberfeet for safely stacking loudspeakers (4 pieces)

3. Technical specifications

3.1 Data sheet

Maximum load capacity	4x B18 or 4x VERAS18 or 2x VERAS32
Dimensions (h x w x d)	800 x 600 x 150 mm (31.5 x 23.6 x 5.9 in)
Weight	8,5 kg (19 lbs)
Surface	Warnex textured paint

4. Commissioning

4.1 Using QDB18 dolly with B18 or VERAS18 loudspeaker



Please note that two persons are always required to set up the QDB18 dolly with the B18 or VERAS18 loudspeaker!



Place a maximum of four B18 or VERAS18 loudspeakers on top of each other on the QDB18 dolly. Pay attention to the firmness of the structure in order to avoid tilting.

Attach all B18 or VERAS18 loudspeakers to the QDB18 dolly! Use a lashing strap with a ratchet.

Make sure that the lashing strap is pulled tightly and without twisting around the loudspeakers and the dolly. (see figure 4.1.1)



Never fasten the lashing strap over the front grill of the B18 or VERAS18 loudspeaker!



Figure 4.1.1 - Transport setup B18 loudspeaker with QDB18



Move the transport setup longitudinally to avoid overturning during transport.

When moving the QDB18 dolly transport setup with the B18 or VERAS18 loudspeaker, note that there is a risk of tipping due to the high center of gravity.

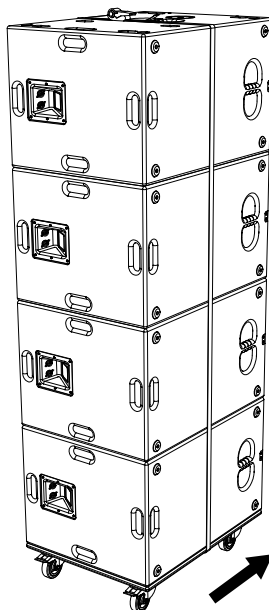


Figure 4.1.2 - Moving B18 loudspeaker with QDB18



The QDB18 dolly can be stacked for storage. For this purpose, recesses (see figure 2.1 - Pos.3) are provided in the dolly (see figure 2.1 - Pos.1).



When moving the stacked QDB18 dolly, note that there is a risk of tipping on each individual QDB18 dolly.

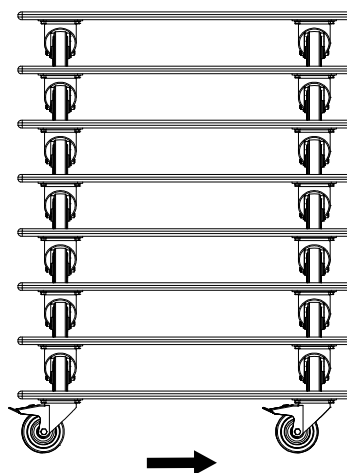
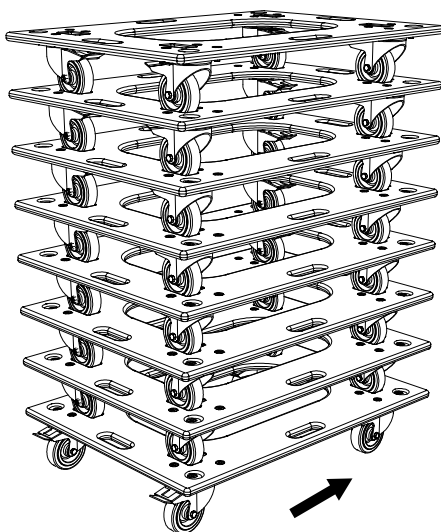


Figure 4.1.3 - Stacking the QDB18 dolly

4.2 Using QDB18 dolly with VERA S32 loudspeaker



Please note that two persons are always required to set up the QDB18 dolly with the VERA S32 loudspeaker!



Place a maximum of two VERA S32 loudspeakers on top of each other on the QDB18 dolly. Pay attention to the firmness of the structure in order to avoid tilting.

Attach the two VERA S32 loudspeakers to the QDB18 dolly with the Cover2S32 protective cover. (not shown in figure 4.2.1)




Figure 4.2.1 - Transport setup VERA S32 loudspeaker with QDB18



Move the transport setup longitudinally to avoid overturning during transport.

When moving the QDB18 dolly transport setup with the VERAS32 loudspeaker, note that there is a risk of tipping due to the high center of gravity.

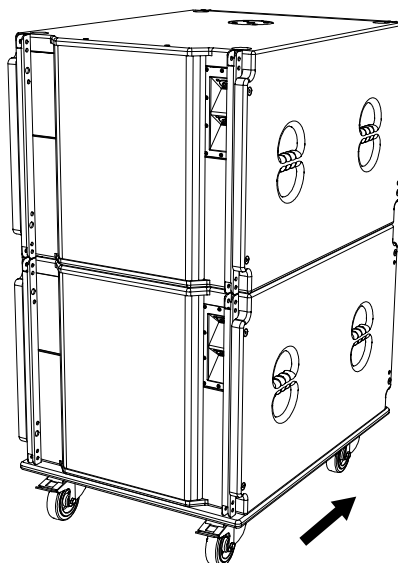


Figure 4.2.2 - Moving VERAS32 loudspeaker with QDB18



The QDB18 dolly can be stacked for storage. For this purpose, recesses (see figure 2.1 - Pos.3) are provided in the dolly (see figure 2.1 - Pos.1).



When moving the stacked QDB18 dolly, note that there is a risk of tipping on each individual QDB18 dolly.

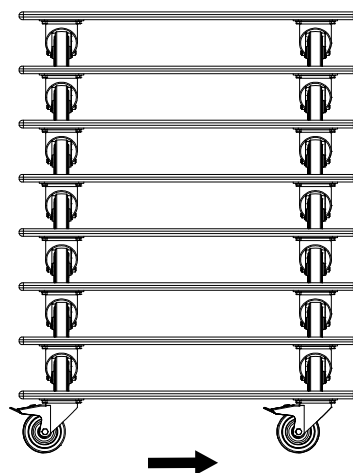
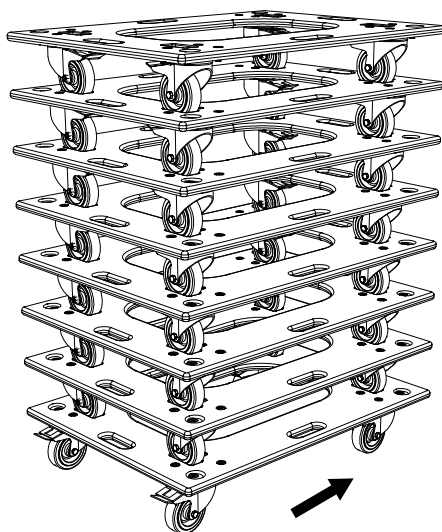


Figure 4.2.3 - Stacking the QDB18 dolly

5. Transport and Storage



NOTE

Ensure that the surface of the rigging frame is not damaged during transport and storage. Moisture may penetrate where steel surfaces are exposed by scratches and result in corrosion.

This is why the product should be transported in a safe, careful, dry and largely dust-free manner.

The following transport and storage accessories are available from TW AUDIO:

- Cover2S32 (Protective cover)
- Lashing strap

The original packaging is not suitable as permanent storage and transport packaging.

6. CE Conformity Declaration

Copy and translation of the original CE Conformity Declaration:



We hereby declare that the below-referenced components by virtue of their design and construction, and in the configuration placed on the market by us, satisfy the safety and health requirements of the applicable EC directives. This declaration becomes invalid in case of modifications that have not been approved by us.

This declaration applies to the following components

- QDB18

as well as all model variants based on these, provided that they correspond to the original factory models and have not been technically modified in any way.

Applicable directives:

- 2001/95/EG

Applicable national standards and technical specifications:

- DIN EN ISO 12 100
- DGUV Vorschrift 17 und 18

Ludwigburg, Germany, January 1st, 2013

Tobias Wüstner

7. Disposal

If you have any question regarding the disposal of used devices, please contact us under the following telephone number:

+49 (0) 71 41 - 48 89 89 0

In countries outside of the European Union, comply with local regulations.

TWAUDIÖ GmbH
Osterholzallee 140
71636 Ludwigsburg
Germany

Phone : + 49 (0) 71 41-48 89 89 0
Fax: + 49 (0) 71 41-48 89 89 99
E-Mail: info@twaudio.de
WWW: www.twaudio.de